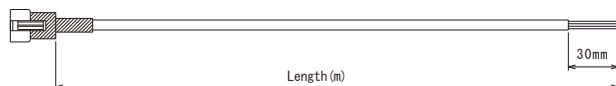


# External Control Cable

## Trigger Cable for SAG / IC-SA-D series

Power Supply:SAG-30M2-VI/ SAG-30M2-PI

Pin No.	Wire Color
1	White
2	Yellow
3	Brown
4	Green
5	Red
6	Black



Model	Length (m)
IC-SA-D1	1
IC-SA-D2	2
IC-SA-D3	3
IC-SA-D4	4
IC-SA-D5	5
IC-SA-D7	7
IC-SA-D10	10

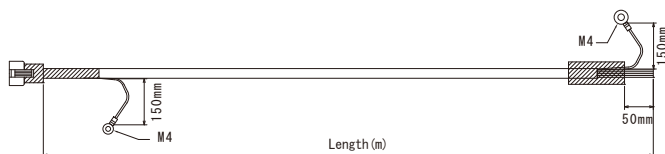
Pin No.	Name of Signal
1	+5V OUT
2	+5~24V IN
3	CH1 TRIGGER IN
4	+5~24V IN
5	CH2 TRIGGER IN
6	GND

\*Cables are also available in lengths other than those indicated above.

## Trigger Cable for SAG (Shielded Model) / IC-S-SA-D series

Power Supply:SAG-30M2-VI, SAG-30M2-PI

Pin No.	Wire Color
1	黒
2	黒/白線
3	赤
4	赤/白線
5	緑
6	緑/白線



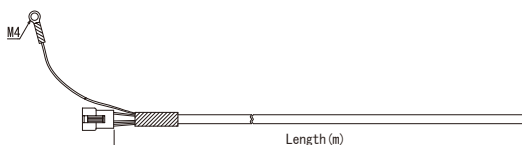
Model	Length (m)
IC-S-SA-D1	1
IC-S-SA-D2	2
IC-S-SA-D3	3
IC-S-SA-D4	4
IC-S-SA-D5	5
IC-S-SA-D10	10

\*Cables are also available in lengths other than those indicated above.

## Analog 0-5V Output Control Cable for SAG (Shielded Model) / IC-SA-EV series

Power Supply:SAG-30M2-VI

Pin No.	Wire Color
1	White
2	Red
3	NC
4	Black



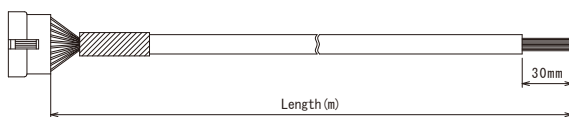
Model	Length (m)
IC-SA-EV1	1
IC-SA-EV2	2
IC-SA-EV3	3
IC-SA-EV4	4
IC-SA-EV5	5
IC-SA-EV10	10

\*Cables are also available in lengths other than those indicated above.

## 8bit Digital Output Control Cable for SAG / IC-ET series

Power Supply:SAG-30M2-PI

Pin No.	Wire Color
1	White
2	Yellow
3	Brown
4	Green
5	Blue
6	Gray
7	Orange
8	Sky blue
9	Red
10	Black



Model	Length (m)
IC-ET-1	1
IC-ET-2	2
IC-ET-3	3
IC-ET-4	4
IC-ET-5	5
IC-ET-10	10

Pin No.	Name of Signal
1	External power supply plus Input Voltage(+12V~+24V)
2	B0(LSB)
3	B1
4	B2
5	B3
6	B4
7	B5
8	B6
9	B7(MSB)
10	Switch internal/external control

\*Cables are also available in lengths other than those indicated above.